



inserts:		page
CD	80 poles + ⊕	46
CDD	144 poles + ⊕	59
CQE	64 poles + ⊕	78
CN	32 poles + ⊕	84
CCE	32 poles + ⊕	94
CNE, CSE.....	32 poles + ⊕	95
CSS	32 poles + ⊕	102
CMSE	12+4 (aux) poles + ⊕	120
CMCE	12+4 (aux) poles + ⊕	120
CME	12+4 (aux) poles + ⊕	121
CP	12 poles + ⊕	128
MIXO	4 + 4 modules	137-151

insert centre distance:
2 x (77.5 x 27) mm

hoods with 2 levers or 4 pegs



hoods with single lever or 2 pegs

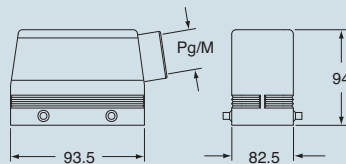


description	part No.		part No.		part No.		part No.	
		entry Pg		entry M		entry Pg		entry M
with pegs, side entry	CHO 32.29	29	MHO 32.32	32	CHO 32 L	36	MHO 32 L40	40
with pegs, side entry	CHO 32	36	MHO 32.40	40				
with pegs, side entry	CHO 32.42	42	MHO 32.50	50				
with pegs, side entry, without adaptor *	CFO 32.29	29	MFO 32.32	32	CFO 32 L	36	MFO 32 L40	40
with pegs, side entry, without adaptor *	CFO 32	36	MFO 32.40	40				
with pegs, side entry, without adaptor *	CFO 32.42	42	MFO 32.50	50				
with pegs, top entry	CHV 32.29	29	MHV 32.32	32	CHV 32 L	36	MHV 32 L40	40
with pegs, top entry	CHV 32	36	MHV 32.40	40				
with pegs, top entry	CHV 32.42	42	MHV 32.50	50				
with pegs, top entry, without adaptor *	CFV 32.29	29	MFV 32.32	32	CFV 32 L	36	MFV 32 L40	40
with pegs, top entry, without adaptor *	CFV 32	36	MFV 32.40	40				
with pegs, top entry, without adaptor *	CFV 32.42	42	MFV 32.50	50				
with levers and gasket, top entry	CHV 32 G29	29	MHV 32 G32	32	CHV 32 LG	36	MHV 32 LG40	40
with one or two levers and gasket, top entry	CHV 32 G	36	MHV 32 G40	40				
with levers and gasket, top entry	CHV 32 G42	42	MHV 32 G50	50				
with levers and gasket, top entry, without adaptor *	CFV 32 G29	29	MFV 32 G32	32	CFV 32 LG	36	MFV 32 LG40	40
with one or two levers and gasket, top entry, without adaptor *	CFV 32 G	36	MFV 32 G40	40				
with levers and gasket, top entry, without adaptor *	CFV 32 G42	42	MFV 32 G50	50				

* enclosure without adaptor, threaded on the body, to be used only with a complete cable clamp.

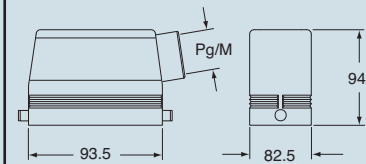
dimensions in mm

CHO/CFO and MHO/MFO

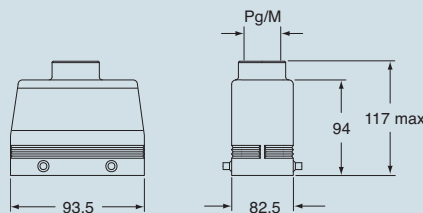


dimensions in mm

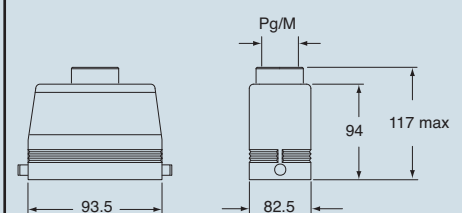
CHO/CFO L and MHO/MFO L



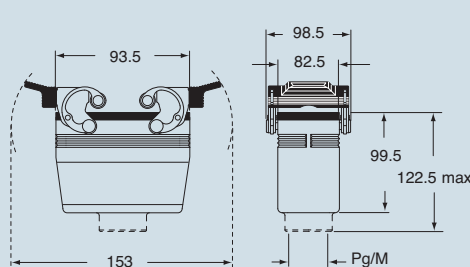
CHV/CFV and MHV/MFV



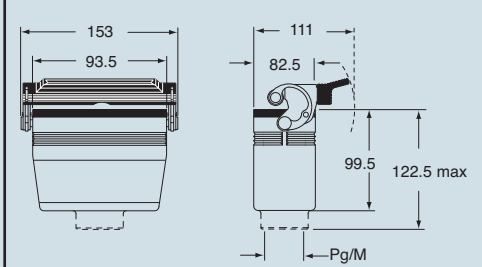
CHV/CFV L and MHV/MFV L



CHV/CFV G and MHV/MFV G



CHV/CFV LG and MHV/MFV LG



dimensions shown are not binding and may be changed without notice